Front view and mounting

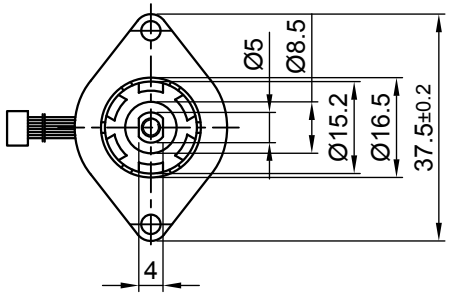

Side view

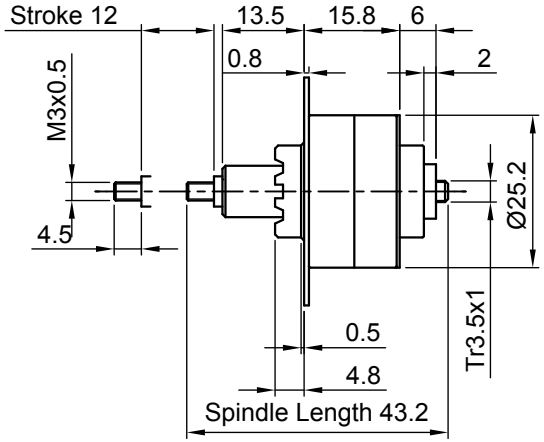

Rear view

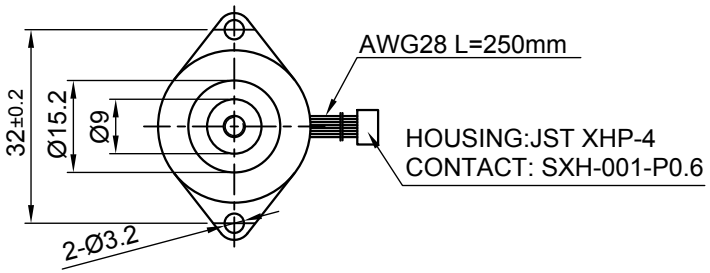

SPECIFICATION \ CONNECTION	BIPOLAR
VOLTAGE (VDC)	5.0
AMPS/PHASE	0.1
INDUCTANCE/PHASE	23.8±20% 1
RESISTANCE/PHASE (Ohms)@25°C	53±8%
STEP ANGLE (°)	15
RESOLUTION (mm/STEP)	0.0417
THRUST (N)	10 3
STROKE (mm)	12
WEIGHT (Kg) [lb]	0.036 [0.079]

TEMPERATURE RISE: MAX.75°C (MOTOR STANDSTILL; FOR 2 PHASE ENERGIZED)

AMBIENT TEMPERATURE −20°~ 50°C [−4°F ~ 122°F]

INSULATION RESISTANCE 100 MOhm (UNDER NORMAL TEMPERATURE AND HUMIDITY)

INSULATION CLASS E 120° [248°F]

DIELECTRIC STRENGTH 600VAC FOR 1 MIN. (BETWEEN THE MOTOR COILS AND THE MOTOR CASE)

AMBIENT HUMIDITY MAX. 85% (NO CONDENSATION)

FULL STEP 2 PHASE−Ex.,
WHEN FACING MOUNTING END (X)

STEP	A	B	A\	B\		CCW
1	+	+	−	−	↓	↑
2	−	+	+	−	↓	↑
3	−	−	+	+	↓	↑
4	+	−	−	+	CW	↑

TYPE OF CONNECTION (EXTERN)	MOTOR		
BIPOLAR	CONNECTOR PIN NO.	LEADS	WINDING
A —	1	WHT	A
A\ —	2	RED	A\
B —	3	BLU	B
B\ —	4	YEL	B\

WIRING DIAGRAM

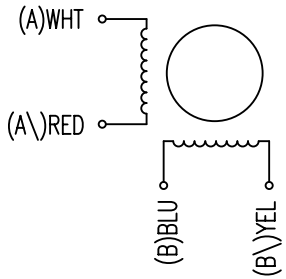

REV	DESCRIPTION	DATE	APVD
3	NEW VALUES OF THRUST	17.04.08	J.W.
2	ARTIKEL NO. MODI.+DIM. SUPPLEMENTED	17.10.07	J.W.
1	INDUCTANCE SUPPLEMENTED	17.09.07	J.W.

NANOTEC: 2

LPV2515S0104−Tr3,5X1

SCALE FREE		APVD	R.S.	12.09.07
X	±0.5	CHKD		
1PL	±0.2	DRN	J.W.	17.07.07
2PL	±0.1	SIGNATURE		DATE
ANGLE	±30'			

STEPPING MOTOR

DWG.NO

LPV2515S0104−Tr3,5X1