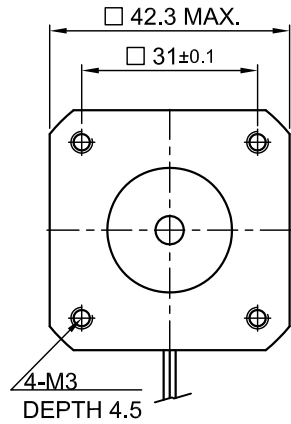
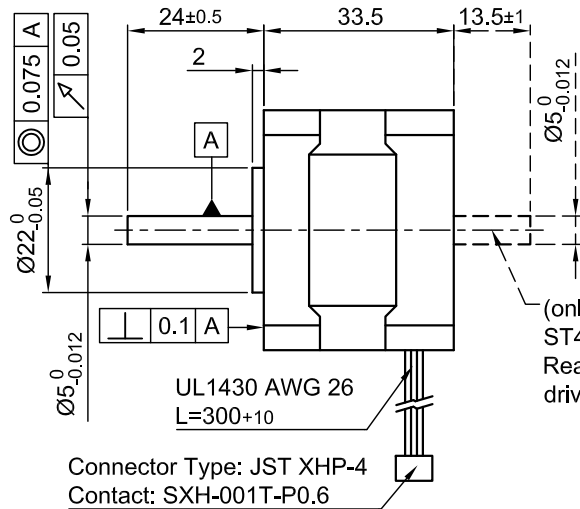


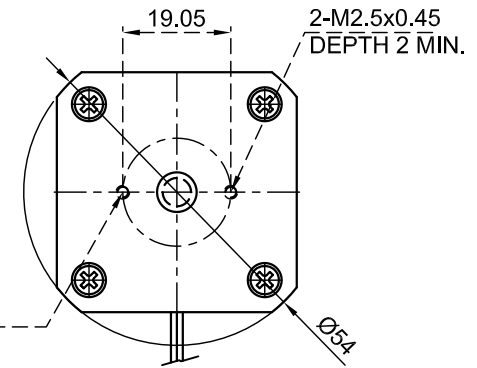
Front view and mounting



Side view

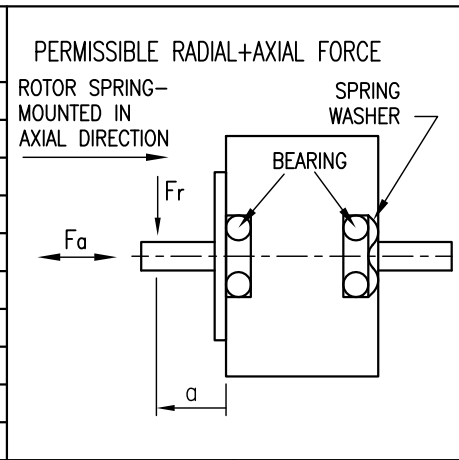


Rear view



Connector Type: JST XHP-4  
Contact: SXH-001T-P0.6

CONNECTION	BIPOLAR
SPECIFICATION	
VOLTAGE (VDC)	2.79
AMPS/PHASE	1.33
RESISTANCE/PHASE (Ohms)@25°C	2.1±15%
INDUCTANCE/PHASE (mH) @1KHz	5.2±20%
HOLDING TORQUE (Nm) [lb-in]	0.22 [1.947]
DETENT TORQUE (Nm) [lb-in]	6.6x10 <sup>-3</sup> [0.0584]
STEP ANGLE (°)	0.9
STEP ACCURACY (NON-ACCUM)	±5%
ROTOR INERTIA (Kg-m <sup>2</sup> ) [lb-in <sup>2</sup> ]	3.5x10 <sup>-6</sup> [0.012]
WEIGHT (Kg) [lb]	0.22 [0.485]

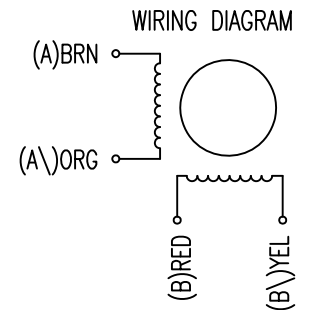


TYPE OF CONNECTION (EXTERN)	MOTOR			
	BIPOLAR	CONNECTOR PIN NO.	LEADS	WINDING
A —	1	BRN	A	
A\ —	2	ORG	A\	
B —	3	RED	B	
B\ —	4	YEL	B\	

TEMPERATURE RISE: MAX.80°C (MOTOR STANDSTILL; FOR 2 PHASE ENERGIZED)	AXIAL-FORCE Fa (N)	Fa=7
AMBIENT TEMPERATURE -10°~ 50°C [14°F ~ 122°F]	DISTANCE a (mm)	5   10   15   20
INSULATION RESISTANCE 100 MOhm (UNDER NORMAL TEMPERATURE AND HUMIDITY)	RADIAL-FORCE Fr (N)	58   36   26   20
INSULATION CLASS B 130° [266°F]		AXIAL   RADIAL
DIELECTRIC STRENGTH 500VAC FOR 1 MIN. (BETWEEN THE MOTOR COILS AND THE MOTOR CASE)	SHAFT PLAY (mm)	0.075   0.025
AMBIENT HUMIDITY MAX. 85% (NO CONDENSATION)	AT LOAD MAX: (N)	10   5.0

FULL STEP 2 PHASE-Ex., WHEN FACING MOUNTING END (X)

STEP	A	B	A\	B\'	CCW	CW
1	+	+	-	-	↓	↑
2	-	+	+	-	↓	↑
3	-	-	+	+	↓	↑
4	+	-	-	+	↓	↑



REV	DESCRIPTION	DATE	APVD
2	DATA ADAPTED	14.09.09	J.W.
1	DATA CORRECTION	30.04.08	J.W.



ST4209S1404

SCALE FREE	APVD	S.Hα.	26.02.07
X ±0.5	CHKD		
1PL ±0.2	DRN	J.W.	28.06.06
2PL ±0.1	SIGNATURE		DATE
ANGLE ±30'			

STEPPING MOTOR

DWG.NO  
ST4209S1404